



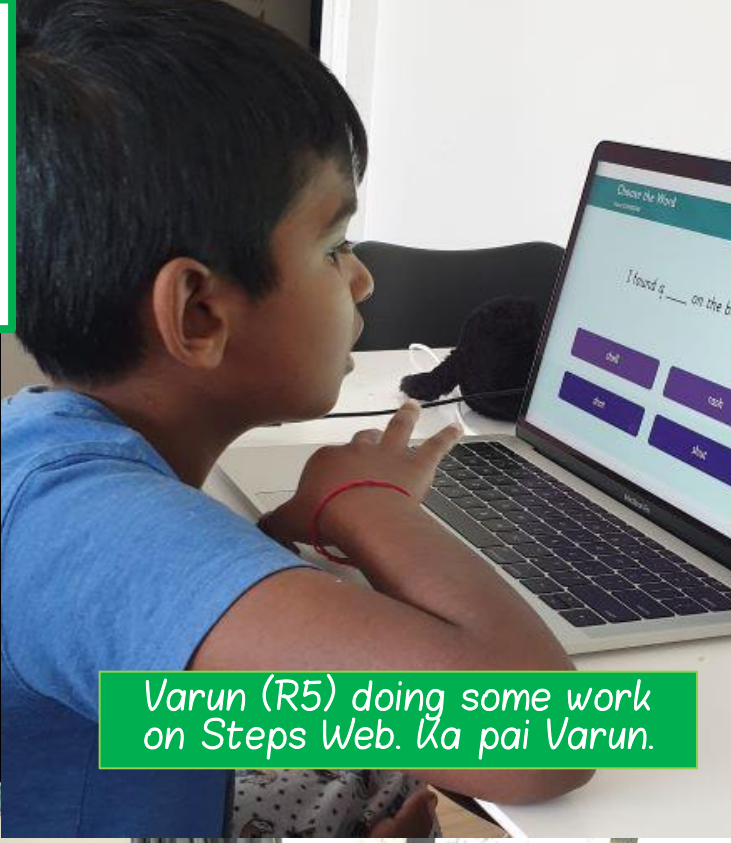
TAKAHĒ TEAM LEARNING AT HOME SHARING



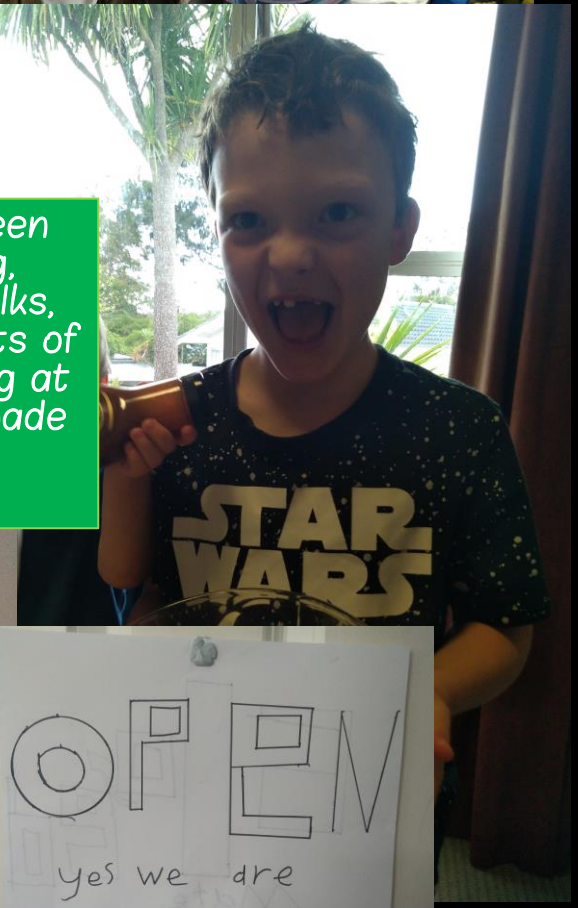

Joshua (R13) has been doing some baking, writing, going on walks, riding his bike and lots of reading while learning at home. He has even made his own library.
Ka pai Joshua.



Shaughn (R5) and his brother Zack (R12) have been making cartoon puppets. Tino pai Shaughn and Zack.



Varun (R5) doing some work on Steps Web. Ka pai Varun.



Matiu (R13) and his brother Anaru (R10) have been making catapults.
Tino pai Matiu and Anaru.

Froze

My animal is called Froze. It's the species mashed up names put together. It eats grass, vegetables and little insects. It lives in Hawaii, but it's quite rare. It loves to jump around in the shallow water and jump on humans' feet. Whenever people see it they start to laugh. Its superpower is that it can grow up to 5 meters tall.



Hayden (R9) has been doing some fabulous writing and research on Egyptian Mummies whilst learning at home. Miharo Hayden! Wonderful mahi.



Name: Waffley

Lives: Waffley lives in an odd forest everything is mixed up

Eats: Vanilla Waffles

Facts: He is called Waffley because he eats waffles.

Joshua (R9) has been doing some great hybrid animal writing too. Tino pai! Great stuff.



Chase (R9) has been making soap with his big sister Syd and doing some reading on EPIC. Tino pai. Great stuff!



Joshua (R9) and his brother Kyle (R6) having lots of fun outdoors while learning at home. Miharo Joshua and Kyle, great mahi.



Israel (R9) has been working hard getting better at Maths on Matific! Ka pai Israel.




Leigh-Anah (R5) has been doing some work online while learning at home. Tino pai! Great stuff.

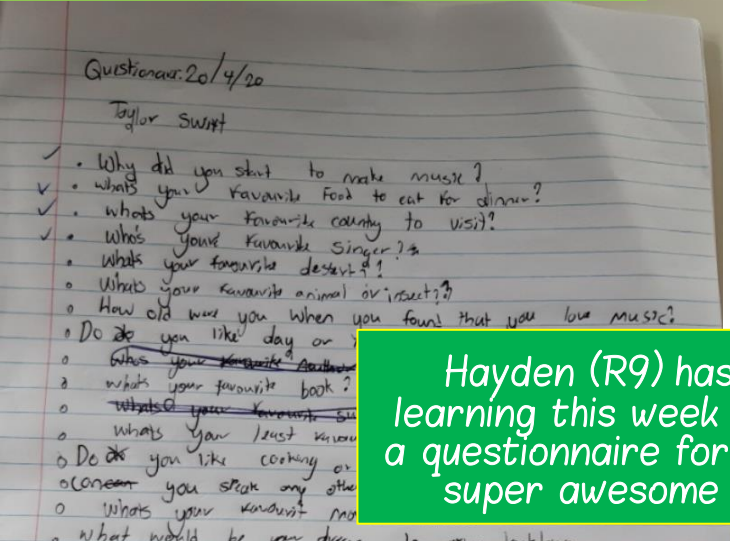


Raiden (R4) got straight into the week's learning menu, reading the recipe, mixing the ingredients, rolling out the mixture and baking (and later devouring!) some delicious looking afghans! Tino pai rawa atu! Excellent!

Hannah (R4) has made an awesome dust jacket for "Captain Underpants, Attack of the Talking Toilets". Ka pai Hannah!

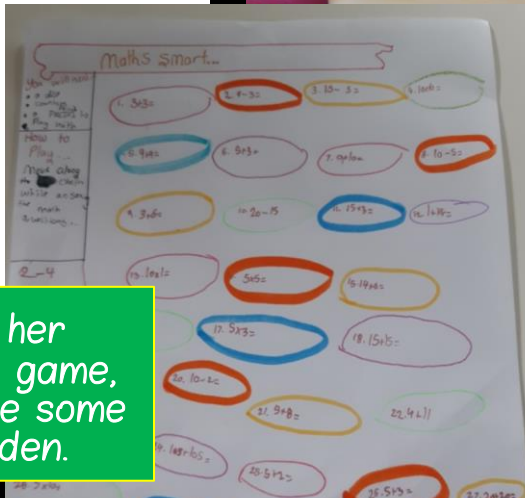


Lola (R5) with her fantastic picture about lock down. Miharo!



EGGs ARE DIFFERENT FLAVORS
ABUNNY COMES TO YOUR HOUSE WITH CHOCOLATE EGGS
SPECIAL TIME OF THE YEAR
TIME FOR FAMILY TO CELEBRATE
EATING SCRUMPTIOUS CHOCOLATE

Hayden (R9) has jumped straight into her learning this week and has made a math game, a questionnaire for Taylor Swift and done some super awesome writing! Tino pai Hayden.



Arina (R11) did a drawing of one of the books she has been reading through EPIC. This one of her favs! Tino pai Arina.



CLASS ZOOM TIME



Room 13

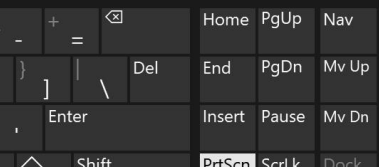


Room 4



Room 9


Move the cursor to where you want to enter text.



Connor (R5) Making
a delicious cake – yum!
Ka rawe!

Connor's Cake


I wanted to make a cake. Mum printed with the new printer an easy recipe called Easy Chocolate Cake. I got all the ingredients and then started making it. Mum and my sister Chloe helped me a tiny bit. Mum put it in the oven for 50 minutes. Once it cooled down I covered it in icing. Then we had it with cream and it was so delicious.



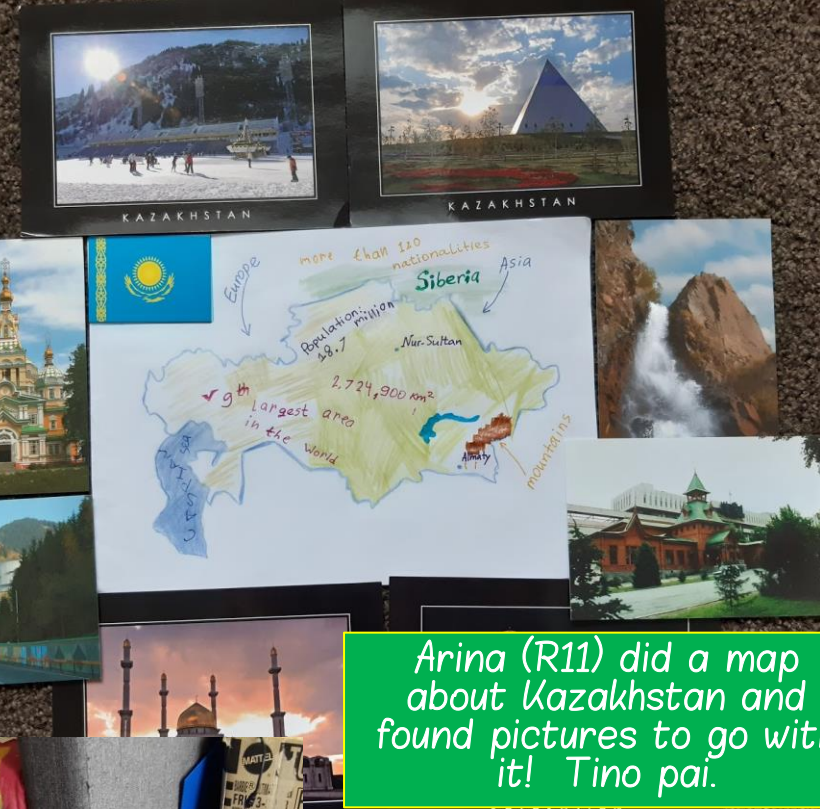
Ava (R4) had a go at the
"Where in the World task
and created this awesome
poster about Tonga! Ka
pai Ava.



Mace (R13)
has had a
BIG CAT
experience!
Ka mau te
wehi,
awesome
Mace!



The friendly Islands of Tonga. Vava'u is
where we're from. In a village called
Neiafu its a little island with a big heart.
One day I want to go see tonga to see
my village they relied sourcelly on
farming vegetation, fish and pigs that
roam freely as it's highly prized as gifts
for celebrations and funerals. Tonga
abbath day on sundays that
re only allowed to either stay
eat cook and go to church.
ge mai te u lava 'o nofo heni



Arina (R11) did a map
about Kazakhstan and
found pictures to go with
it! Tino pai.




Lilly (R9) and Keita (R5) working
hard on their learning tasks!
Miharo Lilly and Keita.



Chase (R9) has been doing some awesome baking (while learning his times tables!) and doing some physics experiments with his big sister Syd! Tino pai Chase.



Joseph (R4) has been really busy learning at home. He made a cool dust jacket for 'The Hole in the King's Sock', cooked some reka rawa looking bread, then collected some data while out on a walk with his whanau and made a graph to display this data when he got home. Ka pai Joseph!



Lilly (R9) has been doing some hard mahi - making airplanes, thank you cards and baking! Ka mau te wehi! Awesome!

Hayden - Riddles

Hayden (R9) has been making interactive powerpoints on riddles! Ka pai Hayden.

RIDDLES

1. WHERE CAN YOU FIND CITIES, TOWNS, SHOPS AND STREETS BUT NO PEOPLE?

1

2

3

4

5

6

7

8

9

10

11

12

13

14

15

16

17

18

19

20

21

22

23

24

25

26

27

28

29

30

31

32

33

34

35

36

37

38

39

40

41

42

43

44

45

46

47

48

49

50

51

52

53

54

55

56

57

58

59

60

61

62

63

64

65

66

67

68

69

70

71

72

73

74

75

76

77

78

79

80

81

82

83

84

85

86

87

88

89

90

91

92

93

94

95

96

97

98

99

100





Francis (R9) has been doing some awesome mahi, making pizza, amazing comics and went for a walk with big sister Greer (R10). Ka pai Francis and Greer.



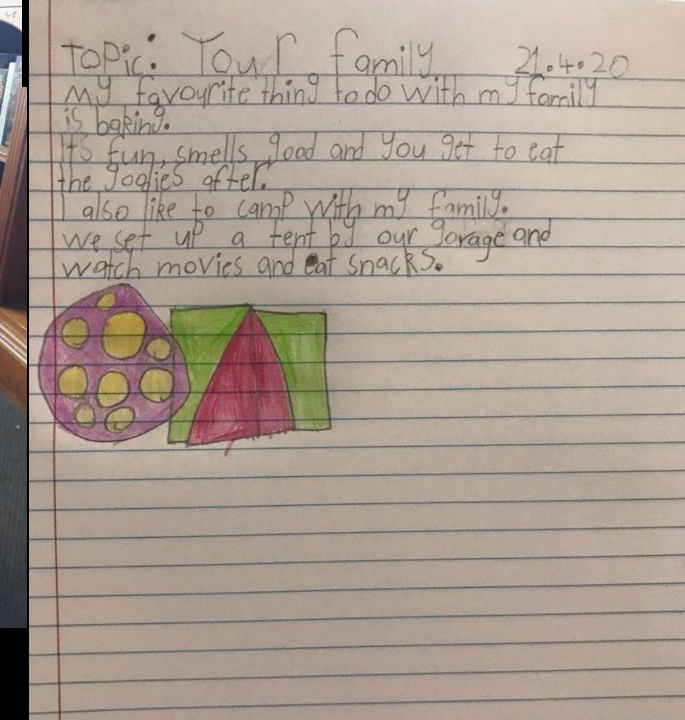
Rozay (R4) has done some beautiful writing about her family and made some scrumptious looking peanut butter cookies! Ka pai Rozay.




Neamat (R9) has been making some scrumptious looking chocolate cupcakes - Yum! Ka rawe Neamat.

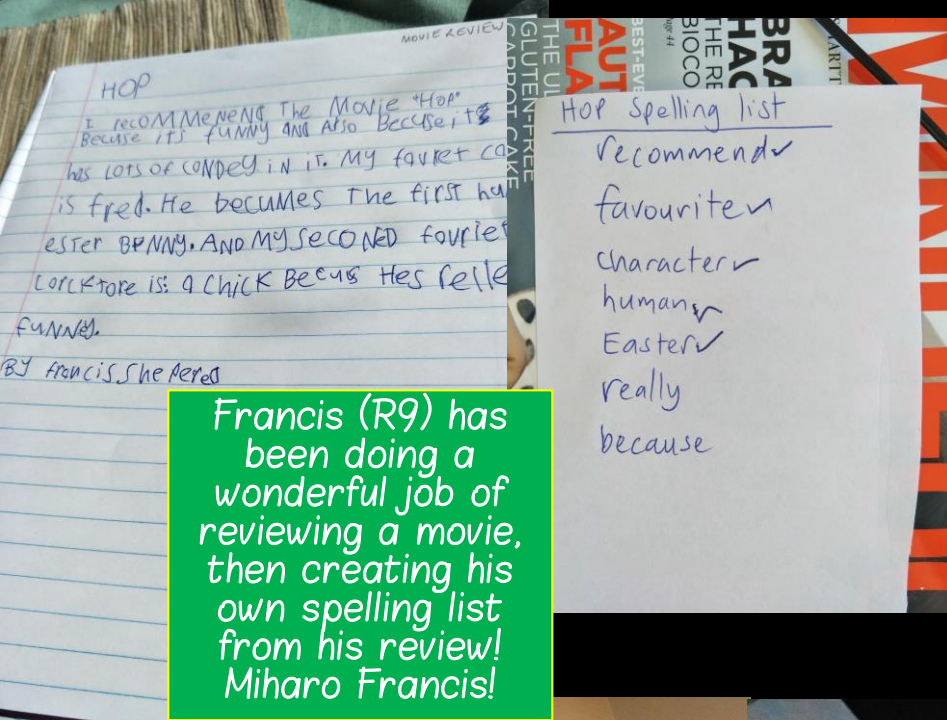


Paige (R9) has been making an amazing Tiger Tower and has done a fantastic picture of Harry Potter (just for Miss Hansen!) Ka pai Alice.



Topic: Your family 21.4.20
 My favourite thing to do with my family is baking.
 It's fun, smells good and you get to eat the goodies after.
 I also like to camp with my family. We set up a tent in our garage and watch movies and eat snacks.





Francis (R9) has been doing a wonderful job of reviewing a movie, then creating his own spelling list from his review! Miharo Francis!

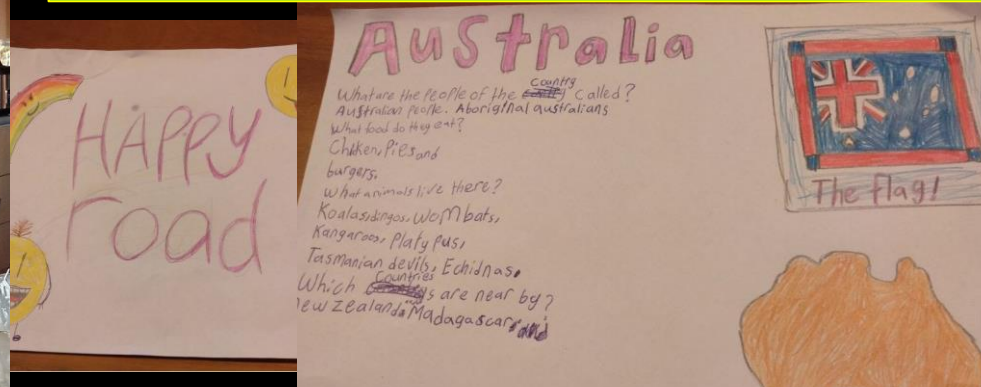


Srithan (R4) has done a fantastic job of making some poppies for Anzac day this weekend. Ka mau te wehi Srithan, these are really cool!




Lilly (R9) and Keita (R5) have been learning some astronomy, watching the Space Station pass over! Ka pai girls!

John (R4) has been busy baking and made some Filipino Coconut Macaroons. He really enjoyed following all of the steps and his whānau really enjoyed eating one of their favourite desserts. Tino pai John!

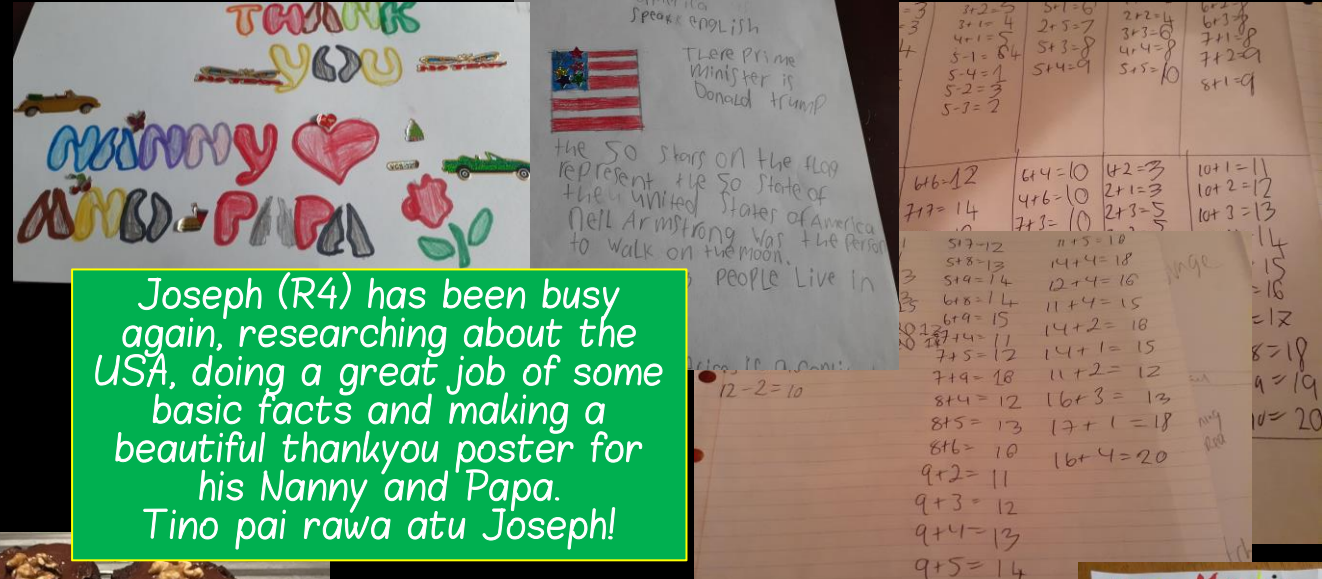


Arabella (R4) has done some great research on Australia and made an awesome sign for her bubble. What a great name for a bubble! Ka mau te wehi Arabella!

Hannah (R4) has made a 'Where in the World' activity about Russia – the biggest country in the world. Here is her hand written sponge cake recipe and the delectable looking final product that her and her dad baked! Miharo Hannah!



Joseph (R4) has been busy again, researching about the USA, doing a great job of some basic facts and making a beautiful thankyou poster for his Nanny and Papa. Tino pai rawa atu Joseph!



Capri (R13) has been busy doing some yummy baking – Ka mau te wehi Capri!



John (R4) has done an amazing job of his egg carton poppies to help support remembering our Anzacs! Miharo John.



Keeshane (R13) has been busy learning at home doing allsorts! Ka pai Keeshane.



Lest We Forget



Rarotonga

What language do they speak in Rarotonga?
Cook Island Maori they mostly speak English.

How do you say hello in Rarotonga?

Kia-urana is hello

How big was the island?

Population

What's on the flag?



Blue flag with a ring of white

Rarotonga uses New Zealand dollars

making sushi

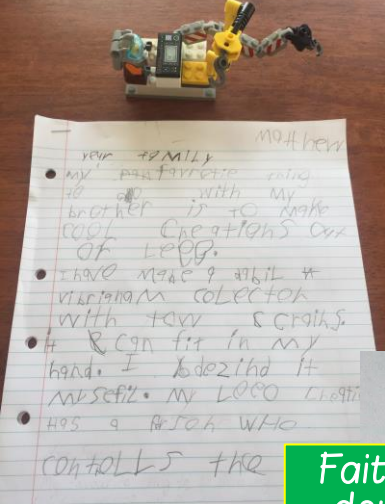
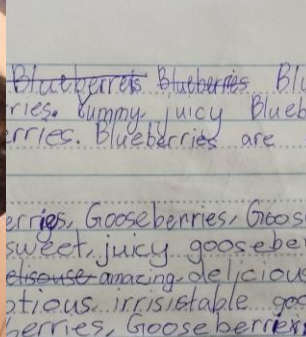


Matiu (R13) has been busy making an ANZAC wreath, making sushi, making a and a bookcover too. Miharo Matiu.






Matthew (R13) has been doing some cooking - yum! He has also been doing some great writing. Ka pai Matthew.



Aanya (R13) has been busy doing writing, drawing, reading and research - ka mau te wehi Aanya!



Faith (R13) has done a great book cover! Miharo.



Shayan (R13) has been doing some great writing and fabulous illustrating! Ka pai.



Kenzo (R13) and Ezra (R5) have been doing some gardening and eating some chocolate! Yum! Ka pai Kenzo and Ezra.



pasting bits of paper on an empty can with glue mixture



ripping scrap paper in to smaller pieces

John (R4) hard at work making some mouth-watering Anzac biscuits. Ka mau te wehi John!



decorating, colouring



Alien Pencil Holder is ready



ANZAC
April 25th a long time ago you went to battle at dawn. Many lost their lives that day. Together we will march and remember those brave men. To remember your courage - so strong we want you to know that in our hearts, your memory still lives on. R20

Anzac Love

Interesting Facts About Spain
Not all Spaniards are active speakers of Castilian Spanish. There are four languages in Spain: Castilian, Catalan, Galician, and Basque. Three unofficial regional languages (Asturian, Aragonese, and Occitan) and several more dialects. The Spaniards have a completely different life rhythm from other Europeans. They typically have lunch between 1 and 3 pm, and dinner around 10 pm.

Srithan (R4) with his very tasty looking ANZAC biscuits. Tino pai Srithan!



Aanya (R13) has created a fantastic pencil tin - very creative - Tino pai rawa atu!

Alina from Room Four has made some pretty poppies and written a beautiful poem for ANZAC Day and also written a very interesting fact sheet about Spain. Imagine eating your dinner at 10 o'clock at night! Great work Alina!

Alphabet scavenger Hunt

Matiu (R13) has had an encounter with a cheetah and has completed an alphabet scavenger hunt – ka mau te wehi Matiu!



John (R4) chose Japan for his 'Where in the World' research activity. Wow they sure do eat a lot of fish in Japan. Tino pai John!

Millie (R4) has been busy making a super cool pine cone person – Jody from Parrs Park! Ka pai Millie.



Arabella (R4) has been making some pretty cute and pretty cool toilet roll animals. Tino pai! Great stuff Arabella.



Joseph (R4) has made some great looking poppies and got stuck in to ANZAC biscuit making. Ka pai Joseph!



Psalms (R13) has been busy writing a book report. Ka kai Psalms. Great mahi.

tuna and salad sandwich

Ingredients

- 2 Slices of bread
- Can of tuna
- 2 Slices of tomatoes
- 3 Slices of cucumber
- handful of salad
- and Mayo

Step 1

Butter two pieces of bread

Step 2

Spread tuna on bread
than add tomatoes salad and mayo



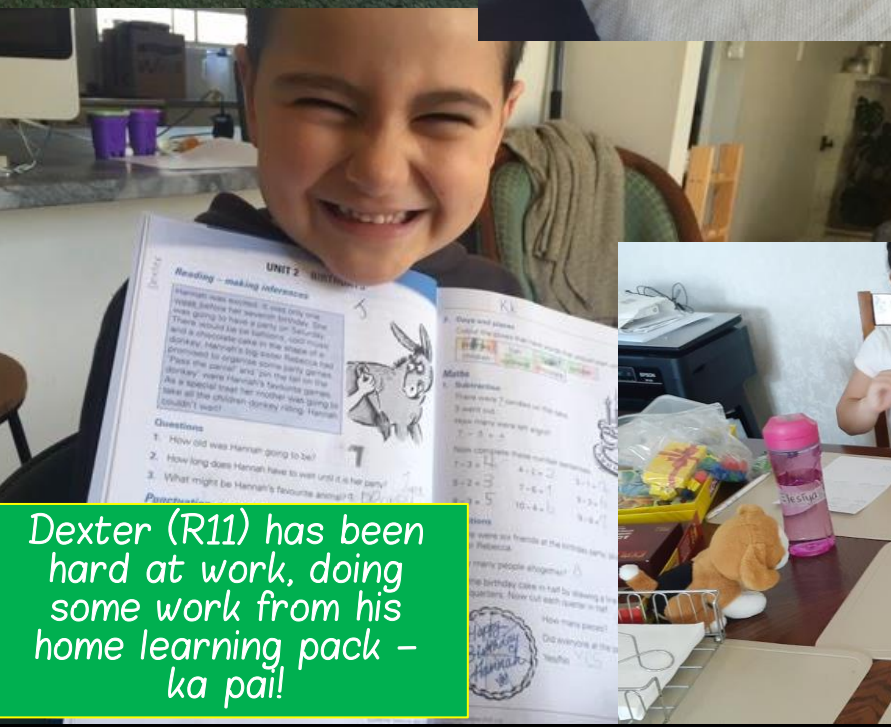
Joseph (R4) started this week's tasks by writing up instructions on how to make his favourite lunchtime sandwich, a delicious tuna salad sandwich. Mmmmmm! Miharo Joseph.




Srithan 28/04/2020

$6 \div 2$ 3 ✓	$8 \div 2$ 4 ✓	$10 \div 2$ 5 ✓
$12 \div 4$ 3 ✓	$15 \div 3$ 5 ✓	$18 \div 5$ 3 ✓
$24 \div 4$ 6 ✓	$25 \div 5$ 5 ✓	$27 \div 3$ 9 ✓
$30 \div 3$ 10 ✓	$30 \div 5$ 6 ✓	$30 \div 4$ 20 ÷ 4 6 x
$32 \div 4$ 8 ✓	$35 \div 5$ 7 ✓	$28 \div 4$ 7 ✓


Srithan (R4) has done a great job on some pretty tricky division.
Tino pai Srithan!



Tristian (R11) and his sister Elesiya (R9) have been busy creating their very own board game - tino pai rawa atu Tristian and Elesiya!



Dexter (R11) has been hard at work, doing some work from his home learning pack - ka pai!



Arina (R11) has been doing some great reading and research about different countries – ka pai Arina.

Name: oliver Type: Sheet
Room: 11 Date: Mon Apr 27 2020

Stage 4

Groupings with 10		Groupings within 10 & 20	
10 + 7 = 17	4 + 6 = 10	10 + 7 = 17	4 + 6 = 10
14 - 10 = 4	8 + 2 = 10	14 - 10 = 4	8 + 2 = 10
15 - 10 = 5	1 + 9 = 10	15 - 10 = 5	1 + 9 = 10
10 + 6 = 16	7 + 3 = 10	10 + 6 = 16	7 + 3 = 10
10 + 3 = 13	9 + 1 = 10	10 + 3 = 13	9 + 1 = 10
12 - 2 = 10	20 - 6 = 14	12 - 2 = 10	20 - 6 = 14
20 - 10 = 10	20 - 13 = 7	20 - 10 = 10	20 - 13 = 7
10 + 8 = 18	20 - 15 = 5	10 + 8 = 18	20 - 15 = 5
11 - 1 = 10	20 - 10 = 10	11 - 1 = 10	20 - 10 = 10
10 + 9 = 19	20 - 9 = 11	10 + 9 = 19	20 - 9 = 11

Doubles/Halves to 20		10s & 100s	
4 + 4 = 8	90 + 10 = 100	4 + 4 = 8	90 + 10 = 100
Half of 16 = 8	20 + 80 = 100	Half of 16 = 8	20 + 80 = 100
Half of 10 = 5	70 + 30 = 100	Half of 10 = 5	70 + 30 = 100
7 + 7 = 14	100 + 0 = 100	7 + 7 = 14	100 + 0 = 100
2 + 2 = 4	80 + 20 = 100	2 + 2 = 4	80 + 20 = 100
10 + 10 = 20	100 - 30 = 70	10 + 10 = 20	100 - 30 = 70
3 + 3 = 6	100 - 50 = 50	3 + 3 = 6	100 - 50 = 50
Half of 2 = 1	100 - 60 = 40	Half of 2 = 1	100 - 60 = 40
Half of 18 = 9	100 - 10 = 90	Half of 18 = 9	100 - 10 = 90
Half of 12 = 6	100 - 40 = 60	Half of 12 = 6	100 - 40 = 60

Addition to 10		Subtraction to 10	
5 + 2 = 7	4 - 3 = 1	5 + 2 = 7	4 - 3 = 1
5 + 5 = 10	8 - 2 = 6	5 + 5 = 10	8 - 2 = 6
4 + 1 = 5	5 - 3 = 2	4 + 1 = 5	5 - 3 = 2
2 + 1 = 3	6 - 4 = 2	2 + 1 = 3	6 - 4 = 2
9 + 1 = 10	8 - 1 = 7	9 + 1 = 10	8 - 1 = 7
2 + 2 = 4	4 - 4 = 0	2 + 2 = 4	4 - 4 = 0
3 + 2 = 5	3 - 3 = 0	3 + 2 = 5	3 - 3 = 0
7 + 1 = 8	1 - 1 = 0	7 + 1 = 8	1 - 1 = 0
7 + 2 = 9		7 + 2 = 9	
6 + 3 = 9		6 + 3 = 9	

Oliver (R11) has been working hard on his writing and maths mahi while learning at home, tino pai Oliver!

Wanny then
ach. they was
a ach that
was the ach
lov- Lok bawh
sey a bow in
Hor • Heja
Hor tofo was
oh Hor to
Had sili pi
oh it a ha
sey Had
a Hs bhd that



Joseph (R4) has been busy again making this cool poster about the Kiwi for his New Zealand Wildlife task and creating a slithery looking snake out of a toilet paper roll! Tino pai rawa atu Joseph!

How many ears a

$\frac{9}{2} + \frac{10}{2} + \frac{15}{2} = 6$

$\frac{14}{2} + \frac{16}{2} + \frac{18}{2} + \frac{25}{2} + \frac{55}{2} + \frac{45}{2} = 15$

$\frac{5}{18} + \frac{4}{18} + \frac{6}{18} + \frac{9}{18} + \frac{10}{18} + \frac{15}{18} + \frac{14}{18} + \frac{16}{18} + \frac{18}{18} = 18$

$2 + 2 + 2 + 2 + 2 + 2 + 2 + 2 + 2 + 2 + 2 = 22$



Arina (R11) working on her math skills. Ka pai Arina.



Caleb (R11) has created a masterpiece using flowers - Ātaahua! Beautiful Caleb.

Oliver (R11) has been busy making Mother's Day coupons. Ka rawe! How lovely Oliver - I am sure your Mum is going to love them!



Tristian (R11) has been busy making some salt dough creations. Tino pai rawa atu! Excellent mahi Tristian.




Alina (R4) has made an awesome effort at completing the Tower challenge. That's a pretty tall tower and there are some great balancing skills on display! Ka pai.

What I did in Lockdown
~~I did think not think much~~
 In the Lockdown I was bored
 so my family played monopoly with me
 and my ~~played~~ brother played
 trapped ~~pen~~ penguin I win 5
 times my brother win 3 ~~times~~ times.
 I also ~~learned~~ learned some
 division
 Srithan

Srithan (R4) has written about what he did in lockdown. Ka pai Srithan.

Rachel and Ken (R4) did some awesome Nogard drawings from our Zoom catchup! Tio pai Rachel and Ken.



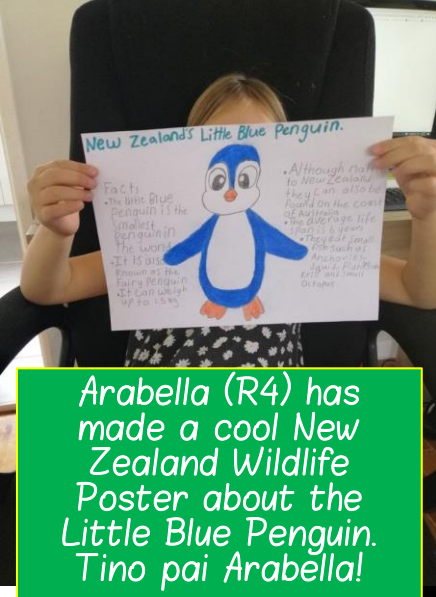
I dislike my boy like this because it
 kind of looks like my bed room
 and because there is a fairy named
 and my friend bit is
 like here.

Millie (R4) has done some fabulous research on Leopard Tortoises and made a beautiful job of designing her Dream Bedroom, Snow White being her favourite part. Tino pai Millie!



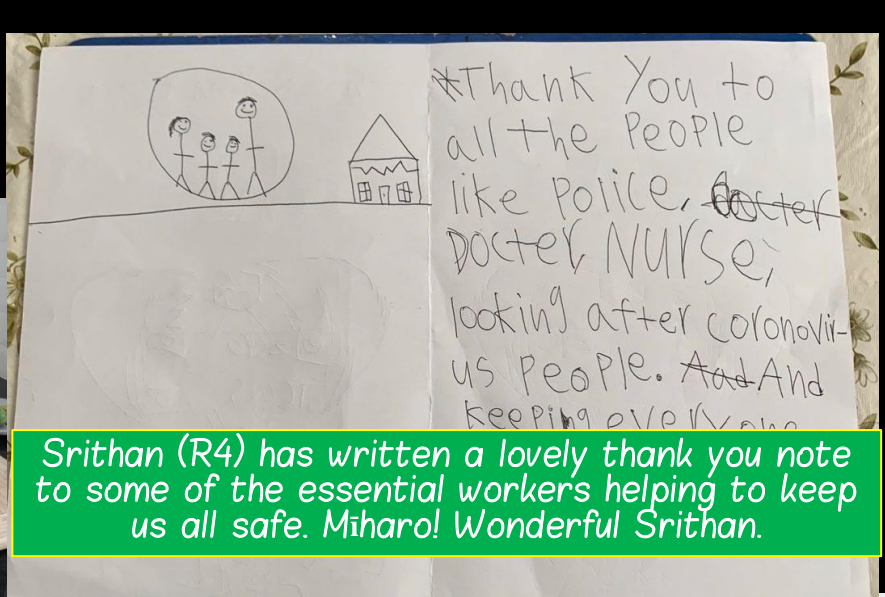


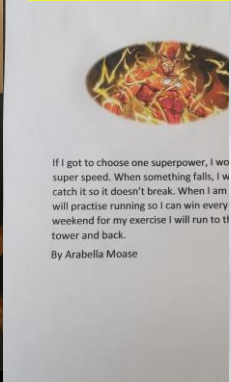
Leopard tortoises
 tortoises live between 50
 and 100 years in the wild.
 grasses & vegetation they
 water.
 leopard tortoises measure
 18 inches long.
 d tortoises are from
 in Africa.





Arabella (R4) has been super busy choosing superspeed as her superpower, writing about it, doing some maths and reading and creating a finger puppet show. She has also been learning some great life skills like learning how to safely use a sharp knife to prepare snacks. Tino pai rawa atu Arabella!

Arabella (R4) has made a cool New Zealand Wildlife Poster about the Little Blue Penguin. Tino pai Arabella!



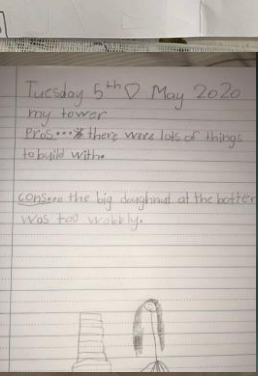
Srithan (R4) has written a lovely thank you note to some of the essential workers helping to keep us all safe. Miharo! Wonderful Srithan.



Ava (R4) has also been busy making some beautiful coupons for her Nanas for Mother's Day this Sunday. Ka pai Ava!



Rozay (R4) has been busy creating this towering tower, writing a pros and cons list about her tower and then, after watching Escape from Planet Earth, building and hanging a cool rocket. Tino pai Rozay!



Check out Chef Ava's (R4) amazing recipe book with some pictures of the delicious kai she has cooked. There are some very tasty looking recipes in there to try. Tino pai Ava.

FOR BEGINNERS

Ava's Cook book

RECIPES, TIPS AND TRICKS TO IMPROVE YOUR COOKING

BY CHEF AVA BRIDGE

cheese pizza

Ingredients

- 1 pizza base
- 1 tablespoon tomato sauce
- 1/4 cup cheese grated
- 1/2 cup mushrooms (sliced)
- 1/2 cup ham
- 1/2 cup pepperoni

Directions

- Heat oven to 180C
- Spread tomato sauce onto pizza base
- Add cheese and ham
- Cook in oven for 10-15 mins
- Cool on wire rack and slice

boil up

Ingredients

- 1/2 cup butter or margarine
- 1/2 cup water
- 1/2 cup milk

Directions

- Boil water in a pot
- Add butter and milk
- Stir until thick and creamy
- Add salt for seasoning and serve

mac and cheese

Ingredients

- 1/2 cup butter
- 1/2 cup water
- 1/2 cup milk

Directions

- Boil water in a pot
- Add butter and milk
- Stir until thick and creamy
- Add salt for seasoning and serve

blueberry cake

Ingredients

- 1/2 cup butter, softened
- 1/2 cup sugar
- 1/2 cup flour
- 1/2 cup milk
- 1/2 cup blueberries

Directions

- Preheat oven to 180C
- Beat butter, sugar, eggs, milk and vanilla in a large bowl
- Add flour and mix until combined
- Add blueberries and mix gently
- Pour into a greased cake pan
- Bake in oven for 20-25 mins
- Cool on wire rack

pancake

Ingredients

- 1/2 cup flour
- 1/2 cup milk
- 1/2 cup sugar
- 1/2 cup oil

Directions

- Preheat pan to 180C
- Beat flour, sugar, eggs, milk and vanilla in a large bowl
- Add oil and mix until combined
- Pour into a greased pan
- Cook on wire rack

Banana cake

Ingredients

- 1/2 cup butter, softened
- 1/2 cup sugar
- 1/2 cup flour
- 1/2 cup milk
- 1/2 cup banana

Directions

- Preheat oven to 180C
- Beat butter, sugar, eggs, milk and vanilla in a large bowl
- Add flour and mix until combined
- Add banana and mix gently
- Pour into a greased cake pan
- Bake in oven for 20-25 mins
- Cool on wire rack

Joseph (R4) has created a cool dream bedroom. He loves Lego and cars so the car wall design and Lego table would be great. Ka pai Joseph!

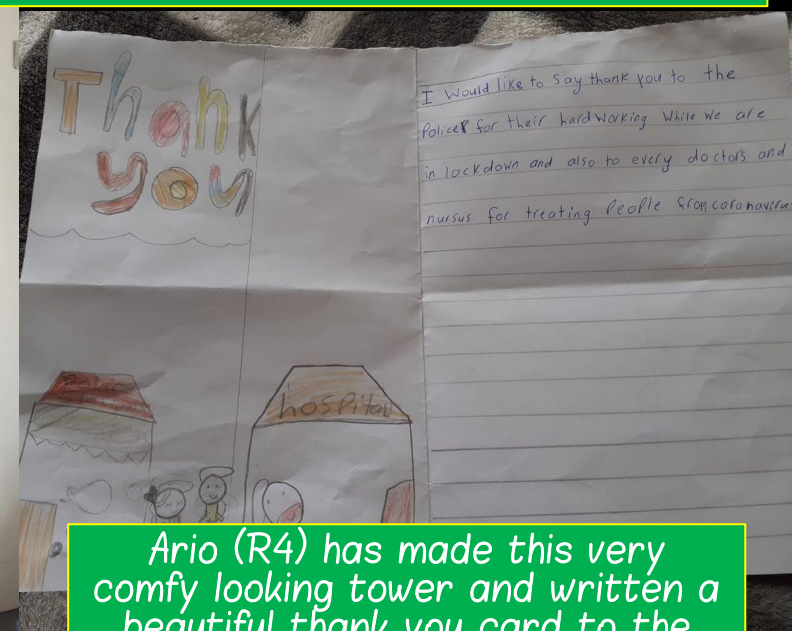


Joseph (R4) has made this super cool piggy bank out of a used milk bottle.
Tino pai Joseph!

Alehinna (R4) found a super cute perch for herself and her pooch on top of the tower she created! Ka mau te wehi! Awesome!



Hannah (R4) has come up with some really clever perspective photos with the help of her sisters. Ka pai Hannah!



Ario (R4) has made this very comfy looking tower and written a beautiful thank you card to the doctors and police who looked after us during lockdown.
Ka mau te wehi Ario!